

# 2008 CASBHC Awards Banquet



Examining the role of school-based health care in Colorado's safety net:  
Access, utilization, and revenue

April 17, 2008

2008 Colorado Association for School-Based Health Care (CASBHC) Awards Banquet, Englewood, CO

A Presentation of the  
Colorado Health Institute  
1576 Sherman Street, Suite 300  
Denver, Colorado 80203-1728  
[www.coloradohealthinstitute.org](http://www.coloradohealthinstitute.org)

# Overview

- CHI's safety net monitoring system
- Initial survey results
- Next steps





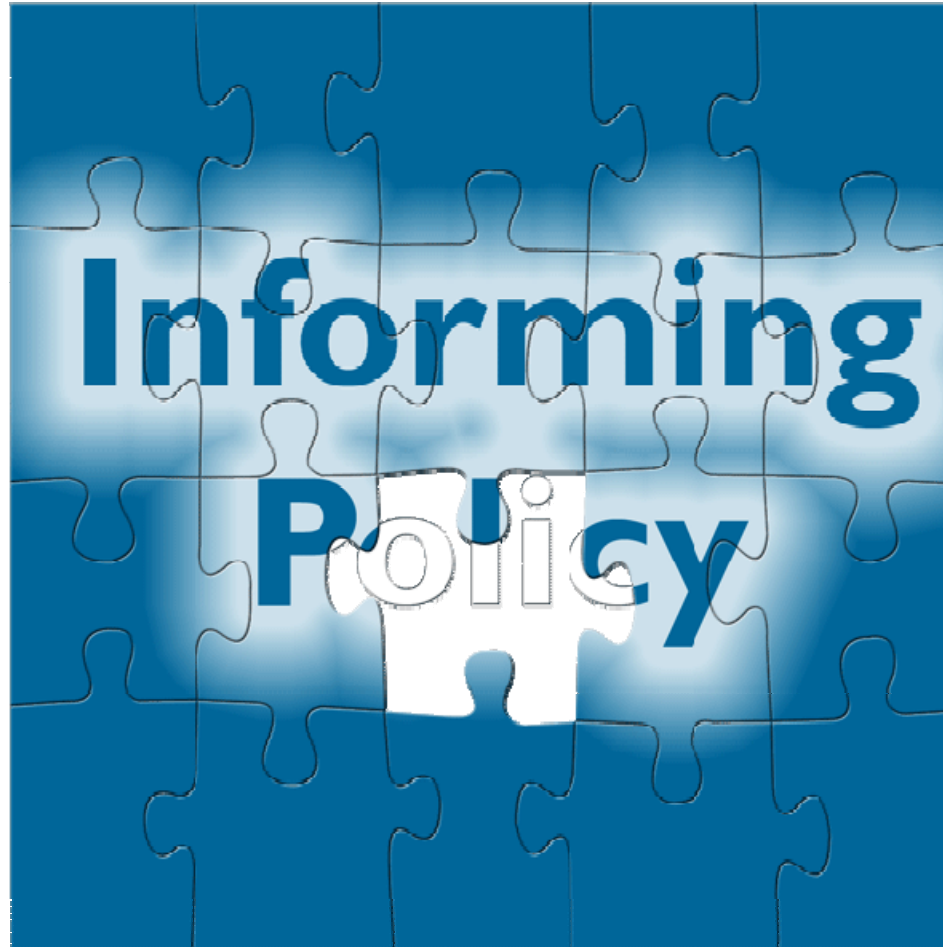
# CHI's safety net monitoring system

- Partnership between CHI and CASBHC
- Data-driven reporting system
- Consistent data collected across safety net providers
- The system will identify, describe and monitor the ability of Colorado's safety net providers to meet the health care needs of vulnerable populations
- Information for policymakers about the changing dynamics of Colorado's health care safety net
- More information:

[http://www.coloradohealthinstitute.org/safetynet/project\\_description.html](http://www.coloradohealthinstitute.org/safetynet/project_description.html)



# School-based health centers (SBHCs): Essential for completing the policy picture




# 100% response rate!

## Survey methods:

- Web-based survey administered in early 2008
- Completed by SBHC program sponsors
  - Part 1: Program information
  - Part 2: Site information
- All SBHC programs completed the survey;  
n = 15 SBHC programs, representing 38 sites

# Focus areas of this analysis

- Access to a SBHC
- Utilization
- Revenue (cash and in-kind)
- Physical size of SBHCs (square feet)



# Estimates of access, users, and visits

In 2006-07:

- 193,153 students had access to a SBHC (n = 38)\*
- 20,964 students used SBHC services (n = 37)
- 66,708 visits were made to SBHCs (n = 38)
- 30,442 immunizations were provided (n = 31)\*\*

Notes:

\* To determine the number of students who had access to a SBHC, CHI analyzed responses to a survey item in which respondents were asked to identify eligibility requirements to receive services at their SBHC. 2006-07 school enrollment, feeder school enrollment, or school district enrollment was counted, depending on the eligibility requirements and the availability of SBHC services in each school district. School district enrollment was counted when a respondent indicated that all children (birth to age 21) were eligible to for SBHC services.

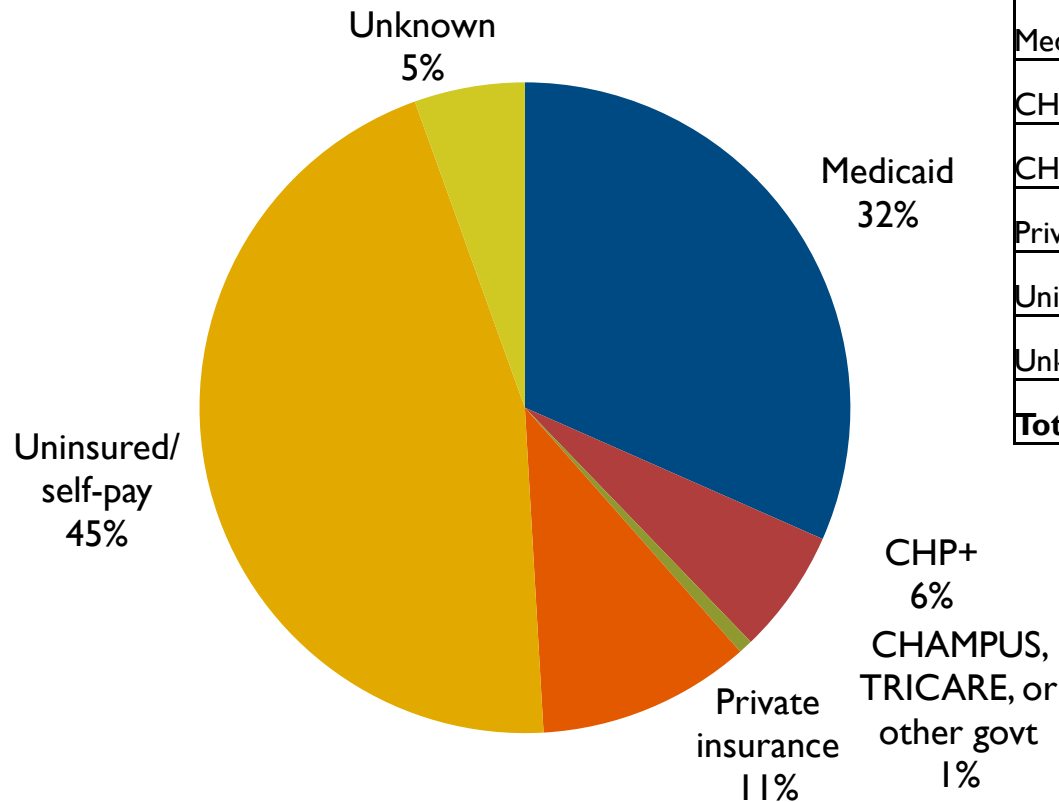
\*\* Respondents were asked to count each injection as one immunization.

These totals may differ from totals reported in subsequent slides because not all SBHCs were able to report the same level of detail (e.g., unduplicated users by insurance source). Three respondents reported data for CY2007; all others provided 2006-07.



# What was the health insurance status of students who visited SBHCs?

**Number of unduplicated SBHC users by insurance source, Colorado, 2006-07**



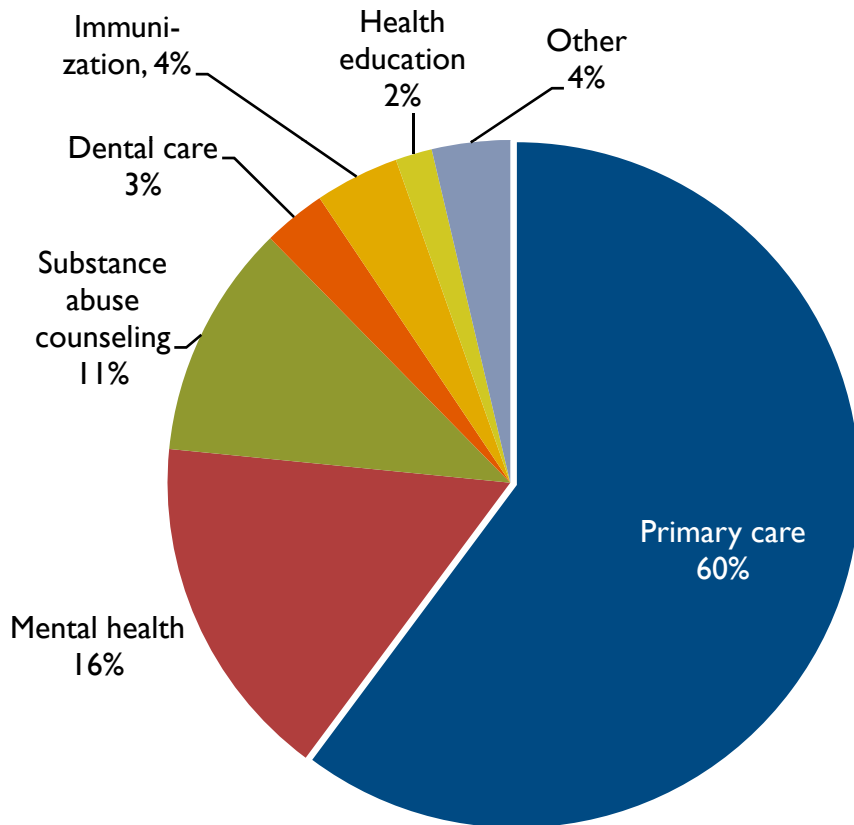
Insurance source	Number	Percent
Medicaid	6,305	32%
CHP+	1,231	6%
CHAMPUS, TRICARE, or other govt	142	1%
Private insurance	2,113	11%
Uninsured/self-pay	9,058	45%
Unknown	1,096	5%
<b>Total</b>	<b>19,945</b>	<b>100%</b>

Number of SBHCs reporting = 32

Source: CHI analysis of data from 2008 CASBHC and CHI Survey of School-Based Health Centers.

# What types of visits were made to SBHCs?


**Visits to Colorado SBHCs, 2006-07**



Type of visit	Number	Percentage of total visits
Primary care	40,146	60%
Mental health	10,934	16%
Substance abuse counseling	7,387	11%
Dental care	1,974	3%
Immunization	2,652	4%
Health education	1,152	2%
Other	2,463	4%
<b>Total</b>	<b>66,708</b>	<b>100%</b>

Number of SBHCs reporting = 38

Source: CHI analysis of data from 2008 CASBHC and CHI Survey of School-Based Health Centers.



# Average and total revenue

Average revenue (cash) was \$179,098 (n = 37); in addition, an estimated average of \$68,662 per SBHC was received in in-kind support (n = 36)

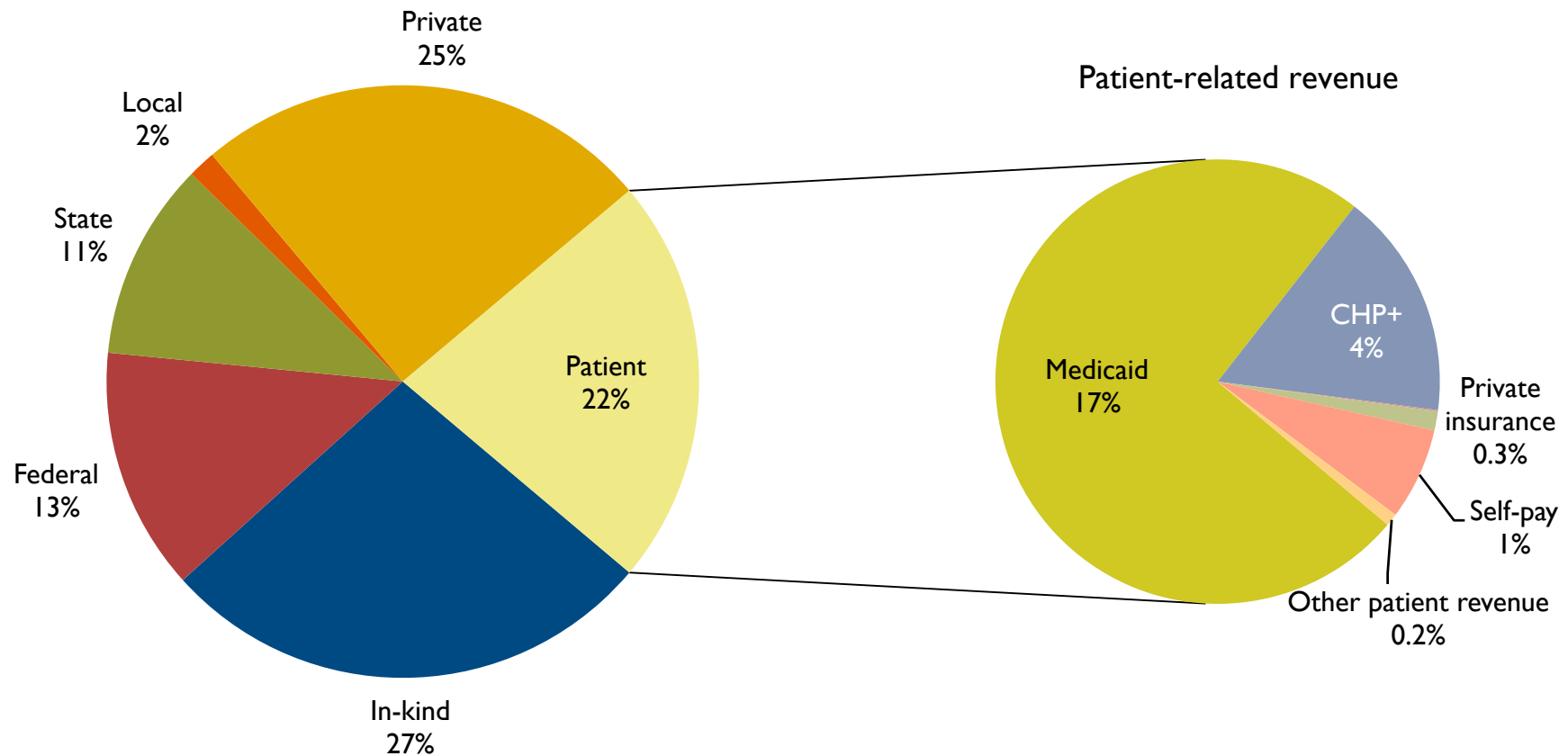
Total Revenue, Colorado SBHCs, 2006-07

Revenue Source	Amount	Percent
In-kind	\$ 2,471,846	27%
Federal	\$ 1,204,526	13%
State	\$ 982,894	11%
Local	\$ 137,816	2%
Private	\$ 2,272,941	25%
Medicaid	\$ 1,509,261	17%
CHP+	\$ 334,586	4%
CHAMPUS	\$ 2,035	.002%
Private insurance	\$ 28,287	.3%
Self-pay	\$ 135,841	1%
Other patient revenue	\$ 18,448	.2%
<b>Total</b>	<b>\$ 9,098,481</b>	<b>100%</b>

Source: CHI analysis of data from 2008 CASBHC and CHI Survey of School-Based Health Centers.

# 4. Revenue (continued)

**Revenue of Colorado SBHCs, 2006-07**



Total Revenue = \$9,098,481

Number of SBHCs reporting = 37 (cash); 36 (in-kind)

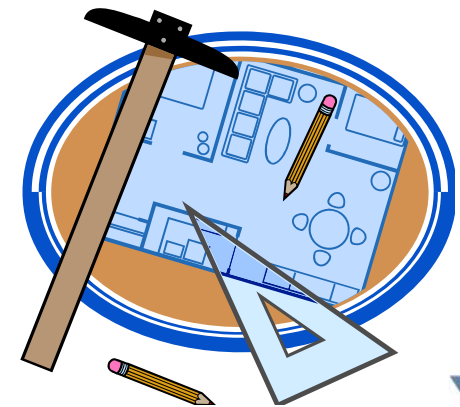
Source: CHI analysis of data from 2008 CASBHC and CHI Survey of School-Based Health Centers.



# Average square footage of SBHC facilities

## Average size:

- Mean: 657 sq. ft.
  - 94% provided by the school district
- Median: 503 sq. ft.
  - 99% provided by the school district



Number of SBHCs reporting = 35

Source: CHI analysis of data from 2008 CASBHC and CHI Survey of School-Based Health Centers.

## Stay tuned...

- CHI and CASBHC publications
- Discussion of policy implications
- Further integration into CHI's monitoring system
- Additional analyses of other items, including:
  - Unduplicated users by age and gender
  - Services offered at SBHCs
  - Staffing at SBHCs (FTE)
  - Rural vs. urban
  - Financing



# Colorado's SBHCs

Adams City High School  
Adams City Middle School  
Arrupe Jesuit High School  
Arvada Middle School  
Baker Elementary  
Bruce Randolph Middle School  
Carmel Middle School  
Cameron Elementary Mobile Unit  
Centennial Elementary School  
Centennial High School  
Central High School  
Dillon Valley Elementary  
East High School  
Englewood High School  
Escuela Tlatelolco  
Freed Middle School  
Hanson Elementary  
James H. Risley Middle School  
Jefferson High School  
John F. Kennedy High School

Kearney Middle School  
Kepner Middle School  
Kunsmiller Middle School  
Lake Middle School  
Lester Arnold High School  
Lincoln High School  
Montbello High School  
North High School  
Rachel Noel Middle School  
Ronald McDonald Care Mobile  
Sheridan Middle School  
South High School  
Southwest Open School  
Stein elementary School  
Summit High School  
Summit Middle School  
Valdez Elementary  
West High School



# Thank you!

Respondents from SBHC sponsors:

Arrupe Jesuit High School  
Carin' Clinic, Arvada  
Centennial High School, Ft. Collins  
Community Health Services  
Denver Health and Hospitals Authority  
Englewood School District  
Harrison School District Two  
Metropolitan Community Provider Network  
North Colorado Health Alliance  
Parkview Medical Center  
Rocky Mountain Youth  
Sheridan Health Services  
Southwest Open School  
Summit School District

- Debbie Costin and CASBHC staff
- CHI data and analytic staff



# Questions?

Jeff Bontrager

Senior Research Analyst, CHI

[bontragerj@coloradohealthinstitute.org](mailto:bontragerj@coloradohealthinstitute.org)

Deborah Costin

Executive Director, CASBHC

[costin@casbhc.org](mailto:costin@casbhc.org)